

Dynamic DropDown ▾ + Custom Field Type

## SugarCRM Module



Developed to use with SugarCRM.

This project is in no way affiliated with SugarCRM.

Developed By: Urdhva Tech

Version: 1.0.2

Updated Date: 07/10/2014

## Overview

Want to add new entry in dropdown list from Edit View or Quick Create View? As many as you want? You have just found perfect plug-in!

This plug-in gives you an opportunity to add new entry in dropdown list right away from Edit View or Quick Create View. The plug-in is Upgrade SAFE!!!

This custom field type is available in studio and in module builder too.

Just to make sure normal users don't add junk values to any dropdown, this plug-in allows Admin only users to add new values.

## **How to install?**

Download plug-in from

<http://www.sugarforge.org/projects/dynamicdropdown/> from  
downloads tab.

Install plug-in using Module Loader, Admin > Module  
Loader.

After successful installation, the custom field type appears in  
studio and module builder too.

To narrate the functionality of this plug-in for **SuiteCRM**, we have created a field of type Dynamic Dropdown(Urdhva Tech) named as “Status” in the Contacts module.

The screenshot shows the configuration interface for a new field in SuiteCRM. At the top, there are two tabs: "Edit Fields" and "Edit Field" (with a close icon). Below the tabs are "Save" and "Cancel" buttons. The main configuration area includes the following fields:

- Data Type:** A dropdown menu set to "Dynamic Dropdown(Urdhva Tech)" with an information icon (i).
- Field Name:** A text input field containing "status".
- Display Label:** A text input field containing "Status".
- System Label:** A text input field containing "LBL\_STATUS".
- Help Text:** An empty text input field.
- Comment Text:** An empty text input field.
- Drop Down List:** A dropdown menu set to "dynamic\_status\_list" with an information icon (i). Below this dropdown are "Edit" and "Add" buttons.
- Default Value:** A dropdown menu currently empty.
- Mass Update:** An unchecked checkbox.
- Required Field:** An unchecked checkbox.
- Audit:** An unchecked checkbox.
- Importable:** A dropdown menu set to "Yes" with an information icon (i).
- Duplicate Merge:** A dropdown menu set to "Disabled" with an information icon (i).

To narrate the functionality of this plug-in for **SugarCRM**, we have created a field of type Dynamic Dropdown named as “Status” in Contacts module.

The image shows a screenshot of the 'Edit Field' configuration window in SugarCRM. The window has a title bar with 'Edit Fields' and 'Edit Field x'. Below the title bar are 'Save' and 'Cancel' buttons. The main configuration area includes the following fields and options:

- Data Type:** Dynamic Dropdown (with an information icon)
- Field Name:** status
- Display Label:** Status
- System Label:** LBL\_STATUS
- Help Text:** (empty text box)
- Comment Text:** (empty text box)
- Drop Down List:** dynamic\_status\_list (with an information icon and 'Edit' and 'Add' buttons)
- Default Value:** (empty dropdown menu)
- Mass Update:**
- Calculated Value:**  (with an information icon)
- Dependent:**  (with an information icon)
- Required Field:**
- Reportable:**
- Audit:**
- Importable:** Yes (with an information icon)
- Duplicate Merge:** Disabled (with an information icon)

Accounts Contacts Opportunities Leads Ca

Create

Save Cancel

Overview

First Name: David

Last Name: \* Boris

Title:

Department:

Status: +

Account Name: Active Inactive

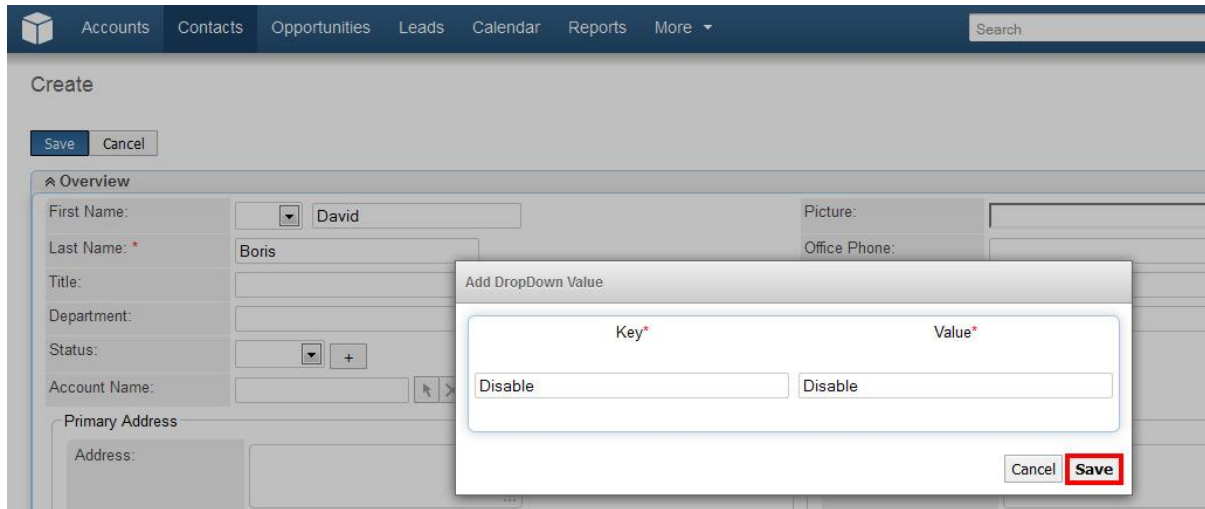
Primary Address

Address:

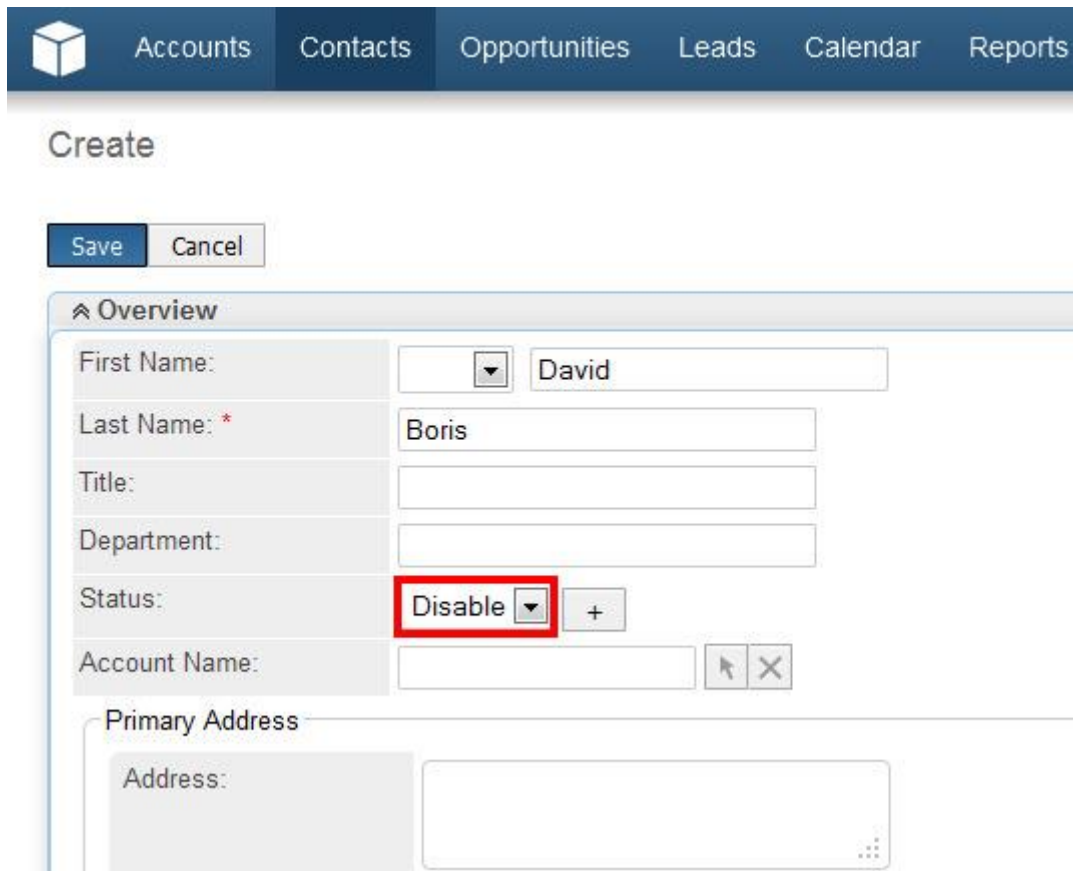
City:

This is how the field looks like in Edit View of Contacts module.

After clicked on + button, popup will appear, like shown, in which you are able to add new Key and Value for dropdown.



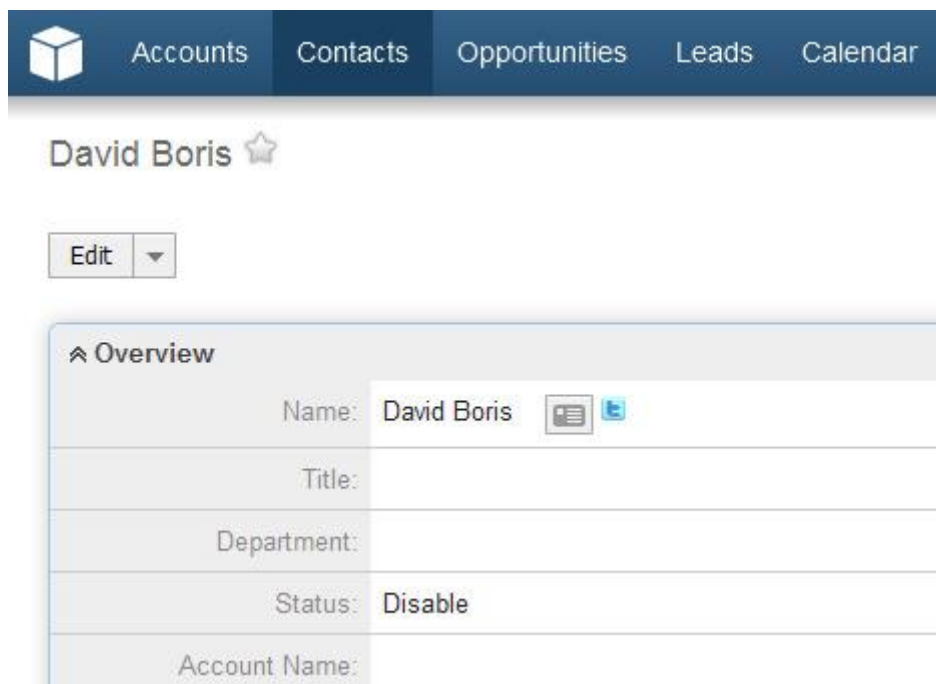
Clicked on “Save” button and new entry will be added in dropdown list and Status field looks like as follows.



The screenshot shows the 'Create' form in Salesforce. The navigation bar includes 'Accounts', 'Contacts', 'Opportunities', 'Leads', 'Calendar', and 'Reports'. The 'Create' section has 'Save' and 'Cancel' buttons. The 'Overview' section contains the following fields:

First Name:	David
Last Name: *	Boris
Title:	
Department:	
Status:	Disable
Account Name:	
Primary Address	
Address:	

Save Contact and you can see the new value.



The screenshot shows the contact record for 'David Boris' in Salesforce. The navigation bar includes 'Accounts', 'Contacts', 'Opportunities', 'Leads', and 'Calendar'. The contact name is 'David Boris' with a star icon. There is an 'Edit' button. The 'Overview' section displays the following information:

Name:	David Boris
Title:	
Department:	
Status:	Disable
Account Name:	



You may also interested on our other Add-ons.

- [Customer Support Portal](#)
- [Duplicate Detector](#)
- [SocialLead](#)
- [Not Followed opportunities](#)
- [tagMe](#)
- [Meeting Map Reminder](#)
- [StickyNote](#)
- [WYSIWYG](#)

Developer's Contact details:

Email: [contact@urdhva-tech.com](mailto:contact@urdhva-tech.com)

Skype: urdhvatech